

ALBERTA'S EXPORT PERFORMANCE WITH EUROPE

Prepared by:

Intergovernmental and Aboriginal Affairs

Trade Policy

November 1998

ALBERTA'S EXPORT PERFORMANCE WITH EUROPE

Introduction

Alberta's export performance with Europe will be analyzed temporally and regionally. Temporally, for 1988 and 1997, Alberta's exports to Europe will be compared to analyze the change in the composition of the top ten export commodities. Concurrently, the composition of Alberta's exports will be analyzed regionally: (1) Selected European countries, (2) The European Union, (3) The European Free Trade Association, and (4) Selected Central/Eastern European countries and former Soviet States,* followed by (5) an analysis of Alberta's export trends to these groupings as a percentage of the province's total exports.

* The four groupings of countries are based on 1997 membership, even for the 1988 statistics, for the sake of comparison are as follows: **Selected European Countries** - comprised of the other three categories; **EU** – Austria, Belgium, Denmark, Finland, France, Germany, Greece, Ireland, Italy, Luxembourg, Netherlands, Portugal, Spain, Sweden, and United Kingdom; **EFTA**- Iceland, Lichenstein, Norway, and Switzerland; **Selected Central/Eastern European Countries and former Soviet States** - Bulgaria, Czechoslovakia (later Czech Republic and Slovakia), East Germany(merged with Germany), Hungary, Poland, Romania, and USSR (for 1997 – Russia and Ukraine). European Countries missing from these groupings such as Moldova, the Baltic States, and the Balkans received negligible levels of Alberta's exports.

Selected European Countries

Alberta's total exports to the Selected European countries were worth \$613 million in 1988. Over half of the value (\$330 million) of Alberta's exports were agricultural (Wheat, Barley, Horse meat, and Durum wheat), the majority of which was wheat worth \$244 million. Other export commodities in the top ten such as raw resources, chemicals, and manufactured commodities were not as significant in comparison.

As a region the Selected countries of Europe would constitute Alberta's third largest trading partner worth \$1,109 billion in 1997. By this time, the composition of Alberta's exports had shifted from the predominance of agriculture (Wheat, Durum wheat, Horse meat) to raw resources (Nickel, Cobalt, and Coal) and forest products (Chemical wood pulp, non-coniferous and coniferous, and Semi-chemical wood pulp). Although agricultural exports were still significant at around \$153 million, raw resources and forest products, worth approximately \$312 million and \$201 million respectively, constituted nearly half of the value of Alberta's exports to the region.

Nickel was the largest part of the raw resource exports worth \$182 million, and the number one export to the region. Agricultural exports declined mainly because wheat exports dropped to a quarter of their 1988 value. The manufactured products of 1988 were replaced by a new commodity artificial parts of the body, worth \$33 million.

The European Union

The total value of Alberta's exports to the European Union (EU) was \$301 million in 1988. Agricultural commodities (Wheat, Horse meat, and Durum wheat) were most significant, valued at around \$81 million. Followed by raw resources (Sulphur, Bituminous coal, and Carbon), and chemical products (Styrene and Methanol) valued at approximately \$54 million and \$47 million respectively.

A decade later Alberta's total exports to the EU had tripled to \$971 million. The pattern of change in the composition of Alberta's exports to the EU is similar to the Selected European Countries. The primary export commodity is raw resources (Nickel, Cobalt, and Bituminous coal) worth approximately \$290 million, of which the majority is nickel valued at \$161 million. Most of Alberta's nickel exports went to the Netherlands \$65 million and Italy \$40 million. Close to half (\$24 million) of Alberta's bituminous coal exports went to Belgium.

As for forest product exports (Chemical wood pulp, non-coniferous and coniferous, and Semi-chemical wood pulp) were worth about \$199 million. Almost half of the forest products (\$99 million) went to Germany.

Agricultural exports (Wheat, Durum wheat, and Horse meat) rose to a value of over \$114 million. There was nearly a seven-fold increase (\$49 million) in the export of durum wheat to the EU. Most of the durum wheat was exported to Italy \$21 million and Belgium \$19 million.

Another interesting point is that Alberta exported \$30 million worth of artificial parts of body to ten of the fifteen EU members, nearly all of the exports of this product to Europe.

The European Free Trade Association

The total value of Alberta's exports to the European Free Trade Association (EFTA) was \$26 million in 1988. Agricultural commodities (Wheat, Horse meat, Vitamins and their derivatives, and Durum wheat) were worth over \$11 million. While manufactured commodities (Aircraft, Parts of machines and mechanical appliances having individual functions, Machines for sealing containers, Filtering and purifying machinery and apparatus for gases, and parts for filtering or purifying machinery and apparatus for gases) were worth about \$11 million.

Alberta's total exports to the EFTA had increased to \$45 million by 1997. During the decade there was an adjustment in the composition of Alberta's top ten exports to the EFTA. Raw resources exports (Nickel, Sulphides of metal, and powders of nickel) were worth approximately \$22 million. \$21 million of the nickel went to Switzerland.

Agricultural commodities (Horse meat, Wheat, and Durum wheat) were worth about \$14 million. By 1997, wheat exports to Norway had declined to around \$2 million, while horse meat exports to Switzerland had nearly doubled to \$9 million.

Manufactured commodities (Artificial parts of the body, and Articles of steel and iron) dropped to about \$3 million in value. Chemical products (styrene) were worth nearly \$2 million.

Selected Central/Eastern European Countries and former Soviet States

Alberta's total exports to the Selected Central/Eastern European Countries and former Soviet States were worth \$284 million. Most of Alberta's exports to the region were agricultural commodities (Wheat, Durum wheat, and Barley) valued at about \$233 million. The largest portion by far of agricultural exports was wheat valued at \$190 million, almost all of that went to the former USSR. While manufactured commodities (Boards, and panels, including numerical control panels, Automatic data processing machines and units thereof, Filtering or purifying machines and apparatus for gases, Machines and mechanical appliances having individual functions, fire fighting vehicles) were worth approximately \$26 million.

After a decade, Alberta's total exports to the Selected Central/Eastern European Countries and former Soviet States shrunk in value to \$63 million. Manufactured commodities grew to a little over \$28 million in value. These exports (Parts of machines & mechanical appliances, Structure and parts of structures, Refrigerating or freezing equipment, Parts of lifting, handling, loading and unloading machinery, Diesel powered trucks, Parts of boring or sinking machinery, Prefabricated housing, Parts of cranes, work-trucks, shovels, and other construction machinery) are different from the 1988 composite. They reflect the development needs of these countries.

Agricultural commodities (Wheat, Durum wheat) nearly vanished to about \$5 million.

Export Trends

Keep in mind that the level of Alberta exports to the European groupings is relatively modest compared to the level of exports to the U.S. for the same time period. Table One shows that total exports to selected European countries has ranged from a little above two per cent to a little above four per cent of total Alberta exports. There is an indication of increasing Alberta exports to Selected European countries over this period. The EU share ranges between two and four per cent, with a similar growth pattern to selected European countries. The share of the EFTA countries has been around zero per cent throughout this period. As

for Eastern Europe, its share has dropped from above two per cent in 1998 to nearly zero per cent in 1997.

The most apparent observation that can be drawn from Tables One to Four is that the EU receives the bulk of Alberta's exports bound for the continent. There was a steep drop in Alberta's exports to Eastern Europe between 1990 to 1991 as seen in Table Four. There was a brief surge in 1993, probably due to a one-time sale of aircraft or wheat. However, the more recent trend is Eastern Europe receives about .2 per cent of Alberta's total exports. Alberta's exports to the EFTA have been rather erratic over the last ten years but continuously less than one per cent of total exports.

Conclusion

Alberta's exports to the Selected European countries nearly doubled over the past decade. The composition of Alberta's exports has expanded from mainly agriculture to incorporate raw resources and forest products.

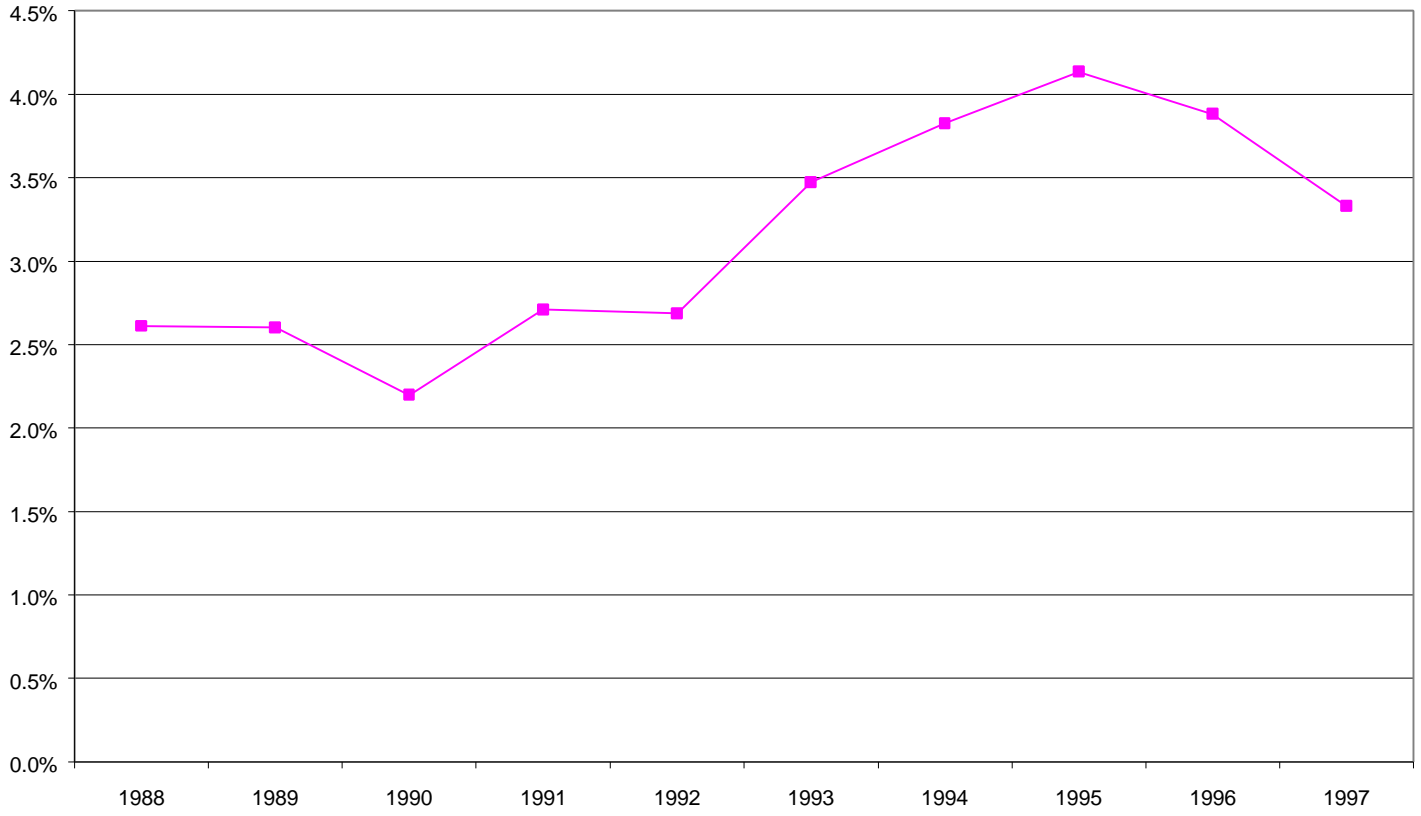
Alberta's exports to the EU have tripled over the past decade. The composition of Alberta's exports has shifted in a similar pattern to the Selected European Countries. As indicated in the export trends the EU has increasingly received the bulk of Alberta's exports to continental Europe.

Alberta's exports to the EFTA nearly doubled over the past decade. However, the EFTA's small size and fluctuation in the import needs of its members influence Alberta's export performance to the association.

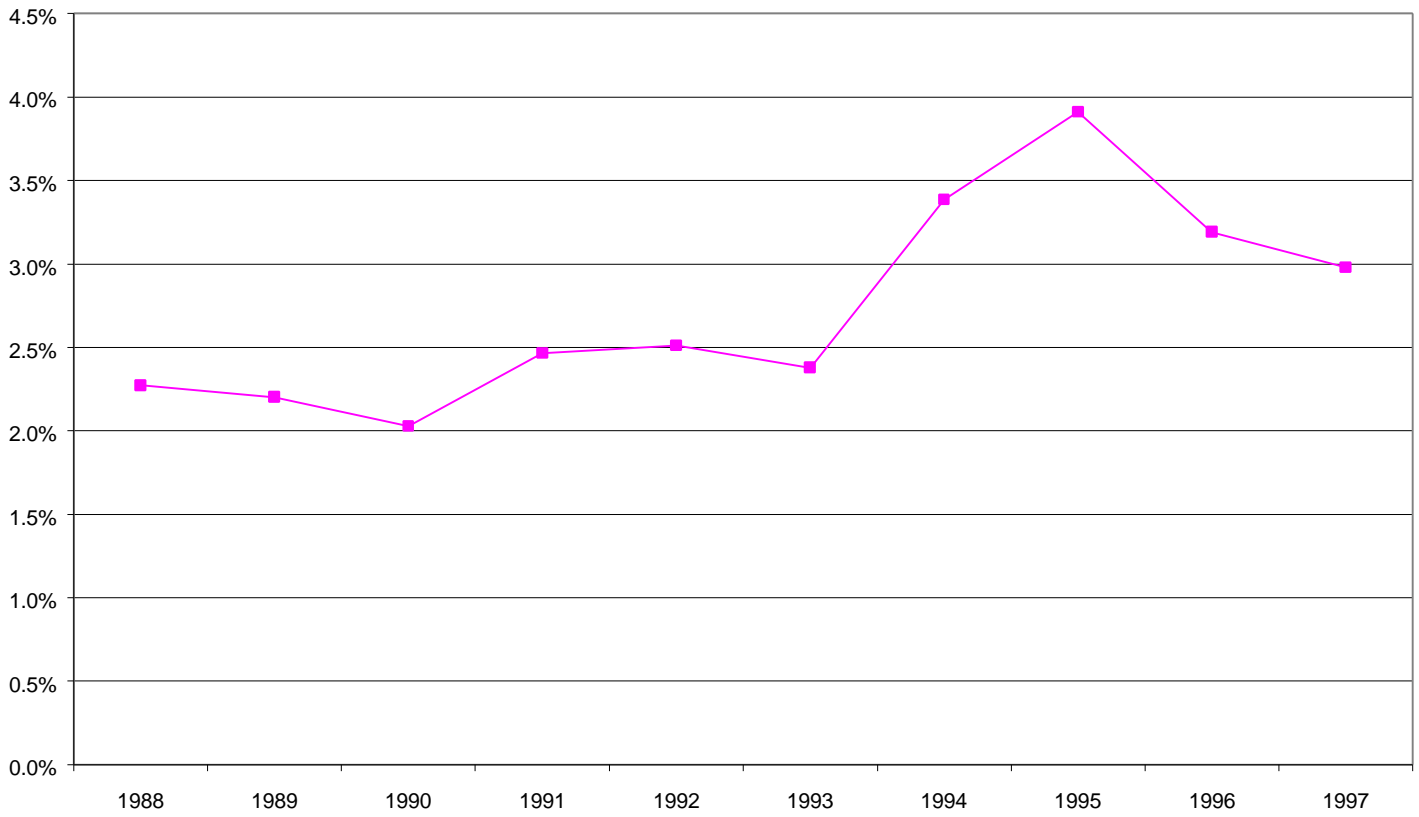
Over the last decade, Alberta's exports to the Selected Central/Eastern European Countries and former Soviet States declined to a quarter of its 1988 level. The decline is because of the massive drop in wheat exports to the former USSR, after 1990. One bright spot is the continuing export of manufactured goods, especially construction machinery and supplies.

Attachments

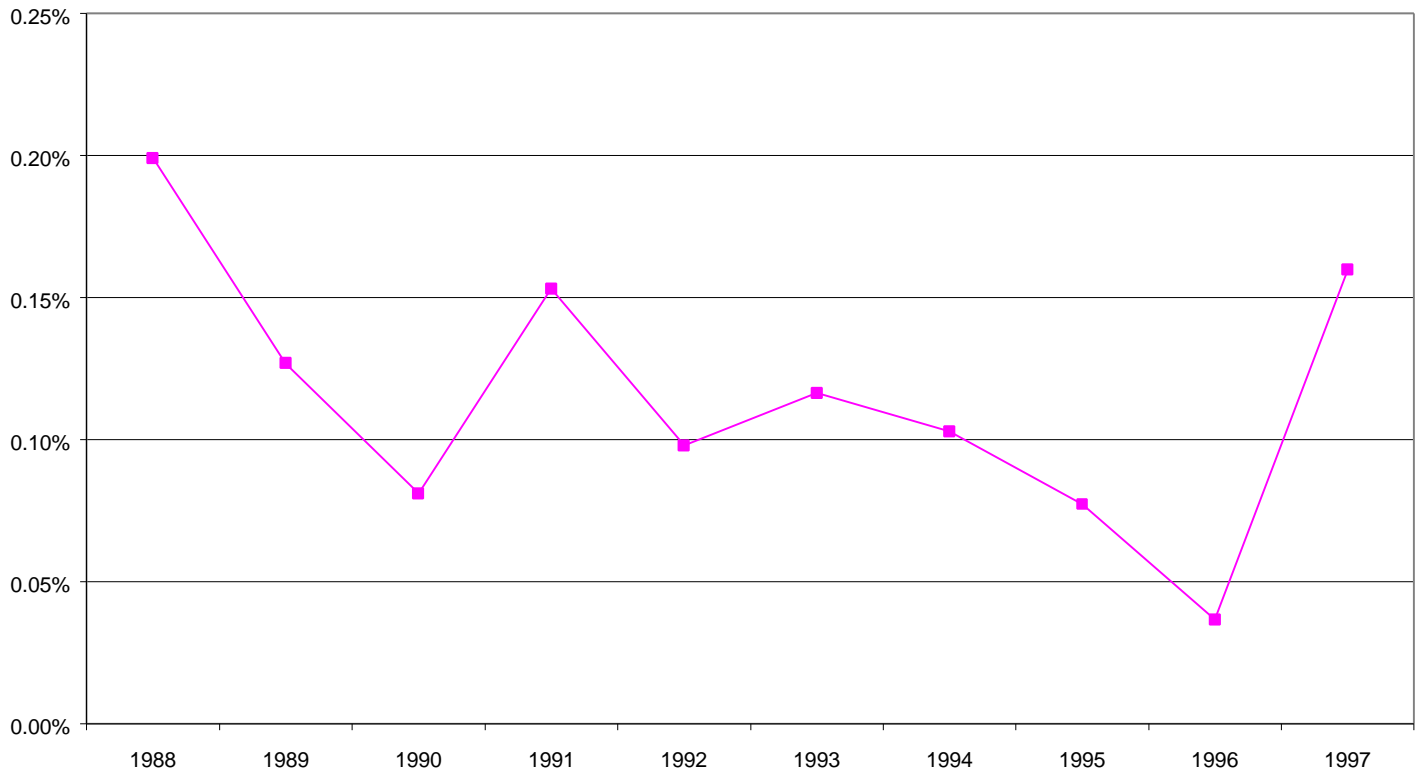
**Table One:
Alberta Exports to Europe as a Percentage of Total Exports**



**Table Two:
Alberta Exports to the European Union as a Percentage of Total Exports**

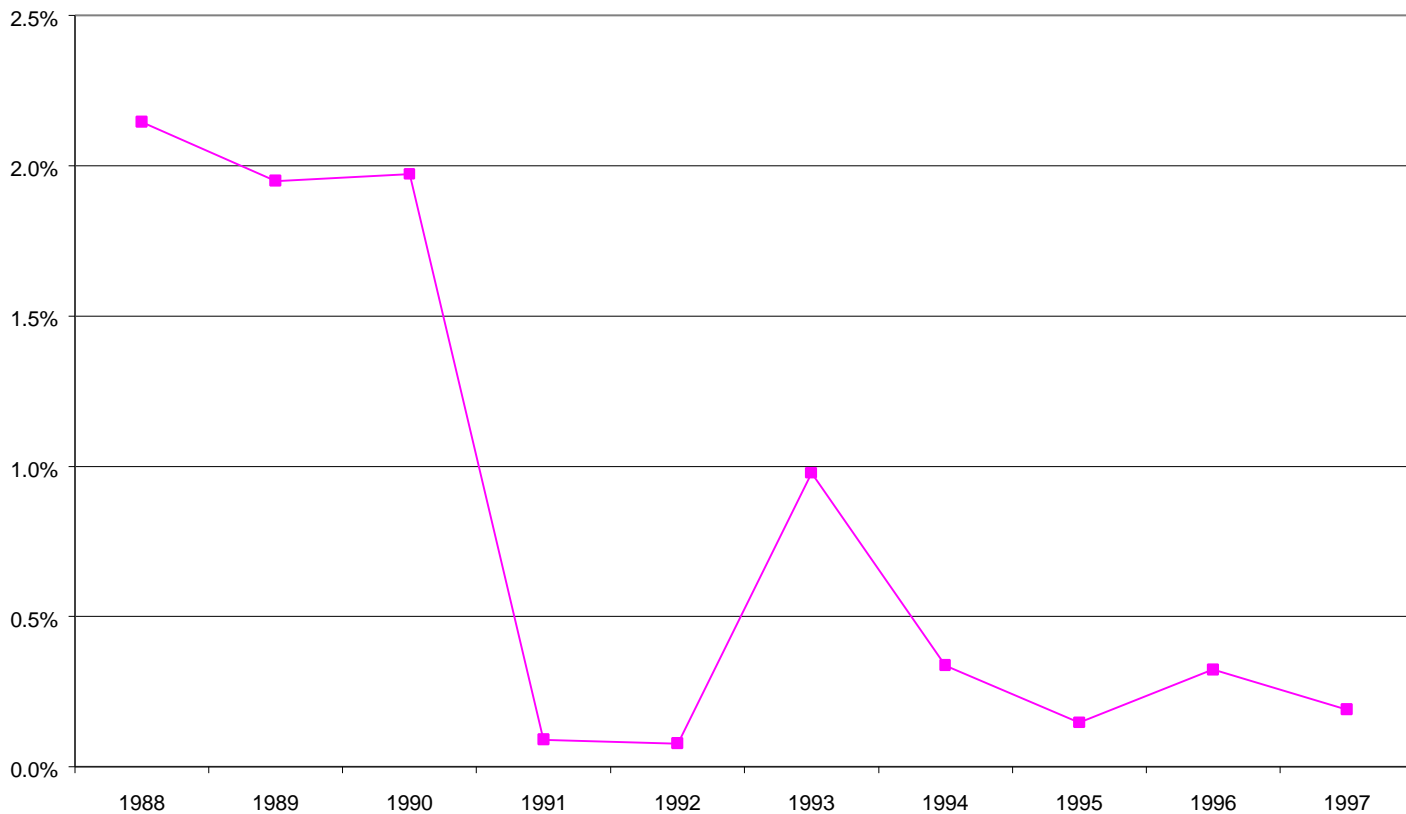


**Table Three:
Alberta Exports to EFTA as a Percentage of Total Exports**

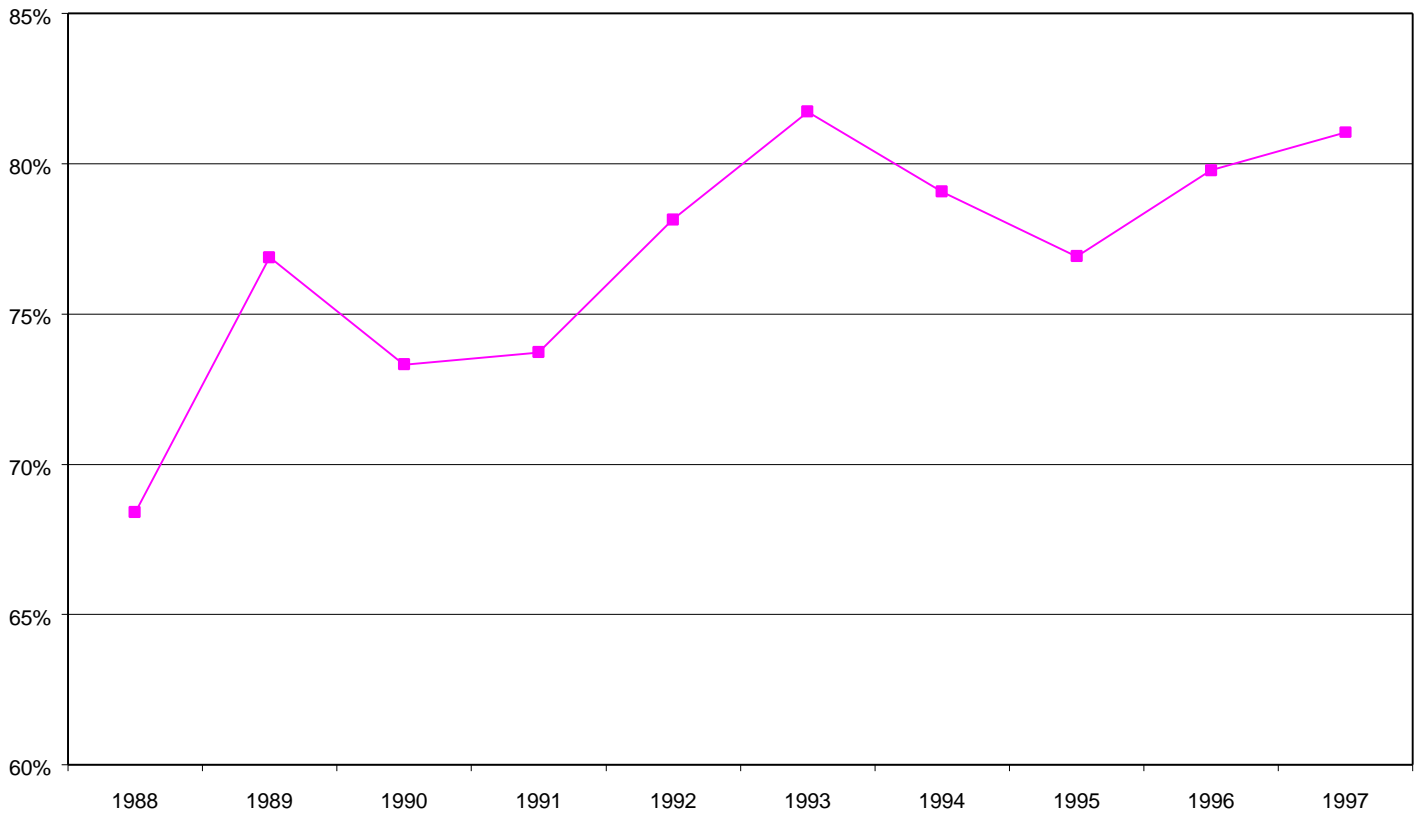


*Dollar amount so small as to not register as a percentage but as a reflection of export flows.

Table Four:
Alberta Exports to Eastern Europe as a Percentage of Total Exports



**Table Five:
Alberta Exports to the United States as a Percentage of Total Exports**



ALBERTA EXPORTS TO SELECTED EUROPEAN COUNTRIES

Top 10 Albertan Exports to EU, EFTA, and Central/Eastern Europe: 1988

	<i>(CDN \$000)</i>
1. Wheat	244,360
2. Sulphur	43,472
3. Styrene	42,302
4. Durum wheat	40,284
5. Low value export transactions and confidential commodities	36,806
6. Horse, ass, mule or hinny meat	31,617
7. Barley	13,799
8. Boards, and panels, including numerical control panels	11,435
9. Aircraft	9,664
10. Parts suitable for use solely with electronic transmission apparatus	6,337
Alberta's Total Exports to EU, EFTA, and Central/Eastern Europe – 1988	613,270

Top 10 Albertan Exports to EU, EFTA, and Central/Eastern Europe: 1997

	<i>(CDN \$000)</i>
1. Nickel unwrought, not alloyed	182,866
2. Chemical wood pulp, soda or sulphate, non-coniferous, semi bl- or bleached	90,626
3. Cobalt	77,585
4. Semi-chemical wood pulp	63,673
5. Wheat	59,054
6. Durum wheat	53,691
7. Bituminous coal	53,637
8. Chemical wood pulp, soda or sulphate, coniferous, semi bl- or bleached	48,953
9. Horse, ass, mule, or hinny meat	41,491
10. Artificial parts of the body	33,232
Alberta's Total Exports to EU, EFTA, and Central/Eastern Europe – 1997	1,109,923

Source: Statistics Canada

* Selected European Countries - comprised of the other three categories; EU – Austria, Belgium, Denmark, Finland, France, Germany, Greece, Ireland, Italy, Luxembourg, Netherlands, Portugal, Spain, Sweden, and United Kingdom; EFTA- Iceland, Lichenstein, Norway, and Switzerland; Selected Central/Eastern European Countries and former Soviet States - Bulgaria, Czechoslovakia (later Czech Republic and Slovakia), East Germany (merged with Germany), Hungary, Poland, Romania, and USSR (for 1997 – Russia and Ukraine).

ALBERTA EXPORTS TO THE EUROPEAN UNION

Top 10 Albertan Exports to the European Union: 1988

	<i>(CDN \$000)</i>
1. Wheat	48,126
2. Sulphur	43,472
3. Styrene	42,302
4. Low value export transactions and confidential commodities	32,722
5. Horse, ass, mule or hinny meat	26,667
6. Durum wheat	7,826
7. Parts suitable for use solely with electronic transmission apparatus	6,337
8. Bituminous coal	5,763
9. Carbon	5,576
10. Methanol	5,309
Alberta's Total Exports to the European Union – 1988	301,859

Top 10 Albertan Exports to the European Union: 1997

	<i>(CDN \$000)</i>
1. Nickel unwrought, not alloyed	161,165
2. Chemical wood pulp, non-coniferous	90,626
3. Cobalt	77,271
4. Semi-chemical wood pulp	63,664
5. Bituminous coal	53,637
6. Wheat	52,346
7. Durum wheat	49,195
8. Chemical wood pulp, coniferous	48,953
9. Horse, ass, mule or hinny meat	31,959
10. Artificial parts of body	30,068
Alberta's Total Exports to the European Union - 1997	993,240

Source: Statistics Canada

* EU – Austria, Belgium, Denmark, Finland, France, Germany, Greece, Ireland, Italy, Luxembourg, Netherlands, Portugal, Spain, Sweden, and United Kingdom.

ALBERTA EXPORTS TO AUSTRIA

Top 10 Albertan Exports to Austria: 1988

	<i>(CDN \$000)</i>
1. Polyethylene	1,995
2. Carbon	1,087
3. Artificial parts of the body	610
4. Magnesia	489
5. Orthopedic and other appliances	214
6. Ethylene-vinyl acetate copolymers	100
7. Low value export transactions and confidential commodities	62
8. Pacemakers for stimulating heart muscles	28
9. Unrecorded magnetic tapes	12
10. Articles and equipment for sports and outdoor games	11

Alberta's Total Exports to Austria - 1988 **4,677**

Top 10 Albertan Exports to Austria: 1997

	<i>(CDN \$000)</i>
1. Aircraft	17,954
2. Chemical wood pulp (coniferous)	8,022
3. Chemical wood pulp (non - coniferous)	1,827
4. Cobalt	1514
5. Artificial parts of body	549
6. Parts of taps, cocks, valves, or similar appliances	393
7. Low value export transactions and confidential commodities	228
8. Semi-chemical wood pulp	222
9. Parts for diesel and semi-diesel engines	190
10. Articles & Equip for Sports & Outdoor games & swimming & paddling pools	75

Alberta's Total Exports to Austria - 1997 **31,356**

Source: Statistics Canada

ALBERTA EXPORTS TO BELGIUM

Top 10 Albertan Exports to Belgium: 1988

	<i>(CDN \$000)</i>
1. Sulphur	17,672
2. Wheat	8,304
3. Durum wheat	1,599
4. Horse, ass, mule or hinny meat	1,424
5. Waste, residues, and by-products used in animal feeding	1,418
6. Low value export transactions and confidential commodities	1,257
7. Peas	1,202
8. Fibreboard	585
9. Mustard seeds	557
10. Carbon	509

Alberta's Total Exports to Belgium - 1988 **36,964**

Top 10 Albertan Exports to Belgium: 1997

	<i>(CDN \$000)</i>
1. Bituminous coal	24,056
2. Durum wheat	23,740
3. Nickel unwrought, not alloyed	13,605
4. Chemical wood pulp, non-coniferous	12,646
5. Linseed	9,988
6. Peas dried, shelled	9,627
7. Canola seeds	5,710
8. Mustard seeds	5,346
9. Semi-chemical wood pulp	3,371
10. Polyethylene	2,807

Alberta's Total Exports to Belgium - 1997 **125,578**

Source: Statistics Canada

ALBERTA EXPORTS TO DENMARK

Top 10 Albertan Exports to Denmark: 1988

	<i>(CDN \$000)</i>
1. Floor, wall, and ceiling coverings	212
2. Furniture, metal	146
3. Mechanical appliances for spraying liquids for agriculture	135
4. Bee-keeping machinery	69
5. Machining tools	47
6. Sweet corn	31
7. Office furniture, metal	30
8. Articles of plastics or other materials	27
9. Parts of hydraulic and pneumatic and other power engines and motors	25
10. Semen Bovine	19
Alberta's Total Exports to Denmark - 1988	860

Top 10 Albertan Exports to Denmark: 1997

	<i>(CDN \$000)</i>
1. Surveying, hydrographic, oceanographic, meteorological, or geophysical instruments	5,448
2. Artificial parts of body	609
3. Straw or fodder balers	553
4. Co-axial cable	337
5. Static electric converters	296
6. Parts and accessories for use with Surveying, hydrographic, oceanographic, meteorological, or geophysical instruments	187
7. Repaired aircraft parts	178
8. Mustard Seeds	175
9. Electric Conductors	171
10. Data-processing machines	169
Alberta's Total Exports to Denmark - 1997	9525

Source: Statistics Canada

ALBERTA EXPORTS TO FINLAND

Top 10 Albertan Exports to the Finland: 1988

	<i>(CDN \$000)</i>
1. Low value export transactions and confidential	351
2. Durum wheat	243
3. Fibreboard	221
4. Waste and scrap, nickel	24
5. Motorboats	14
6. Peas	13
7. Parts and accessories for surveying	6
8. Aircraft parts	6
9. Rowing boats, canoes, sculls, and other pleasure boats	5
10. Tanned or dressed furskins	4
Alberta's Total Exports to Finland - 1988	904

Top 10 Albertan Exports to Finland: 1997

	<i>(CDN \$000)</i>
1. Durum wheat	497
2. Artificial parts of the body	416
3. Valves safety or relief	256
4. Seeds Timothy grass for sowing	223
5. Parts of machines & mechanical appliances	170
6. Parts for communication equipment	88
7. Structures and parts of structures	64
8. Mustard seeds	62
9. Machinery for making pulp of fibrous cellulosis material	55
10. Input or Output units, containing storage units in the same housing	51
Alberta's Total Exports to Finland - 1997	2,048

Source: Statistics Canada

ALBERTA EXPORTS TO FRANCE

Top 10 Albertan Exports to France: 1988

	<i>(CDN \$000)</i>
1. Sulphur	25,799
2. Horse, ass, mule or hinny meat	11,861
3. Barley	665
4. Artificial parts of the body	518
5. Carbon	448
6. Floor, wall, and ceiling coverings	353
7. Boring or sinking machinery	342
8. Orthopedic and other appliances	264
9. Mowers, powered, lawn, with horizontal cutting device	235
10. Fibreboard	225
Alberta's Total Exports to France – 1988	42,415

Top 10 Albertan Exports to France: 1997

	<i>(CDN \$000)</i>
1. Horse, ass, mule or hinny meat	18,173
2. Semi-chemical wood pulp	9,758
3. Polyethylene	5,492
4. Artificial parts of body	4,516
5. Nickel unwrought, not alloyed	3,064
6. Carbon	2,211
7. Styrene	2,070
8. Bovine cuts	1,306
9. Chemical wool pulp, coniferous	929
10. Mechanical wool pulp	920
Alberta's Total Exports to France - 1997	56,403

Source: Statistics Canada

ALBERTA EXPORTS TO WEST GERMANY AND GERMANY

Top 10 Albertan Exports to West Germany: 1988

	<i>(CDN \$000)</i>
1. Cobalt, waste, scrap, and powders	2,045
2. Linseed	2,021
3. Carbon	1,532
4. Magnesia	757
5. Graders and levellers	693
6. Blood-grouping reagents	473
7. Hydraulic power engines and motors, linear acting	406
8. Parts of hydraulic and pneumatic and other power engines and motors	396
9. Machines and mechanical appliances having individual functions	395
10. Coll & Coll pce of zoo, bot, mineral, hist, etc.	394
Alberta's Total Exports to West Germany - 1988	15,119

Top 10 Albertan Exports to Germany: 1997

	<i>(CDN \$000)</i>
1. Chemical wool pulp, non-coniferous	42,586
2. Chemical wool pulp, coniferous	24,375
3. Nickel unwrought, not alloyed	20,326
4. Semi-chemical wood pulp	15,675
5. Styrene	11,297
6. Artificial parts of body	9,007
7. Carbon	8,623
8. Magnesia	8,077
9. Hetercycl compounds	3,127
10. Honey	2,703
Alberta's Total Exports to Germany - 1997	173,396

Source: Statistics Canada

ALBERTA EXPORTS TO GREECE

Top 10 Albertan Exports to Greece: 1988

	<i>(CDN \$000)</i>
1. Low value export transactions and confidential commodities	231
2. Signaling flares, rain rockets, fog signals, and other pyrotechnic articles	126
3. Parts of machines and mechanical appliances having individual functions	22
4. Cans, iron or steel	22
5. Floor, wall, and ceiling coverings	22
6. Aircraft parts	18
7. Parts and accessories for use on machinery	14
8. Parts of boring or sinking machinery	13
9. Rubies, sapphires, and emeralds further worked than sawn or rough shaped	13
10. Parts of cranes, work-trucks, shovels, and other construction machinery	12
Alberta's Total Exports to Greece - 1988	542

Top 10 Albertan Exports to Greece: 1997

	<i>(CDN \$000)</i>
1. Wheat	2,469
2. Heat exchange units	273
3. Parts of electrical apparatus for telephone lines	185
4. Kidney beans and white pea beans dried shelled	89
5. Line telephony electrical apparatus	64
6. Film and sheet of polymers of ethylene	43
7. Parts of machinery	43
8. Swine edible	42
9. Lentils dried, shelled, whether or not skinned or split	30
10. Beans dried, shelled, whether or not skinned or split	28
Alberta's Total Exports to Greece - 1997	3301

Source: Statistics Canada

ALBERTA EXPORTS TO IRELAND

Top 10 Albertan Exports to Ireland: 1988

	<i>(CDN \$000)</i>
1. Casks, barrels, and parts of wood	74
2. Parts of electrical apparatus for line telephone	45
3. Animal products and dead animals unfit for human consumption	12
4. Parts of instruments for measuring liquids or gases	9
5. Telephonic apparatus	8
6. Powders and flakes, nickel	7
7. Particle board of wood	7
8. Recorded media for sound or other similarly recorded phenomena	4
9. Motor vehicle parts	1
10. Parts of machines and mechanical appliances having individual functions	1
Alberta's Total Exports to Ireland – 1988	171

Top 10 Albertan Exports to Ireland: 1997

	<i>(CDN \$000)</i>
1. Headphones, earphones, combined microphone/speaker sets	2,960
2. Heterocyclic cmpds cntg an unfused imidazole ring in the structure	2,328
3. Artificial parts of the body	1,676
4. Parts of electrical apparatus for line telephone	1,056
5. Film and sheet of polymers of ethylene	523
6. Peas dried, shelled, whether or not skinned or split	383
7. Telephonic or telegraphic switching apparatus	341
8. Rape or colza seed oil-cake&other solid residues, whether or not ground or pellet	311
9. Seeds, fescue, for sowing	283
10. Low value export transactions and confidential commodities	257
Alberta's Total Exports to Ireland - 1997	11,778

Source: Statistics Canada

ALBERTA EXPORTS TO ITALY

Top 10 Albertan Exports Italy: 1988

	<i>(CDN \$000)</i>
1. Horse, ass, mule or hinny meat	12,210
2. Wheat	9,997
3. Durum wheat	5,451
4. Artificial parts of the body	689
5. Carbon	386
6. Orthopedic and other appliances	257
7. DC motors and generators	210
8. Salmon	207
9. Parts of boring or sinking machinery	193
10. Seeds, clover, for sowing	161
Alberta's Total Exports to Italy – 1988	30,357

Top 10 Albertan Exports to Italy: 1997

	<i>(CDN \$000)</i>
1. Nickel unwrought, not alloyed	40,873
2. Chemical wood pulp, soda or sulphate, non-coniferous, semi-bl or bleached	25,228
3. Durum Wheat	21,336
4. Semi-chemical wood pulp	20,049
5. Wheat	18,936
6. Chemical wood pulp, soda or sulphate, coniferous, semi-bl or bleached	13,034
7. Horse, ass, mule, or hinny meat, fresh, chilled or frozen	12,358
8. Artificial part of the body	3,861
9. Magnesia, fused, dead burned etc & magnesium oxide	2,119
10. Polyethylene	1,681
Alberta's Total Exports to Italy - 1997	166,963

Source: Statistics Canada

Alberta Exports to Luxembourg

Top 10 Albertan Exports to Luxembourg: 1997

	<i>(CDN \$000)</i>
1. Nickel unwrought, not alloyed	2,451
2. Cobalt, unwrought, matte and other intermediate products, waste, scrap, and powders	1,695
3. Nickel, powder and flakes	462
4. Seeds, fescue, for sowing	37
5. Unused postage, revenue stamps, etc	31
6. Articles of Aluminum	16
 Alberta's Total Exports to Luxembourg - 1997	 4,693

***No Alberta exports to Luxembourg were recorded in 1998.**

Source: Statistics Canada

ALBERTA EXPORTS TO THE NETHERLANDS

Top 10 Albertan Exports to the Netherlands: 1988

	<i>(CDN \$000)</i>
1. Styrene	42,302
2. Low value export transactions and confidential commodities	26,969
3. Methanol	5,304
4. Articles of nickel	4,605
5. Powders and flakes, nickel	4,146
6. Petroleum oils	3,106
7. Mustard seeds	1,572
8. Bituminous coal	1,275
9. Horse, ass, mule or hinny meat	868
10. Fibreboard	817
Alberta's Total Exports to the Netherlands – 1988	98,399

Top 10 Albertan Exports to the Netherlands: 1997

	<i>(CDN \$000)</i>
1. Cobalt	70,246
2. Nickel unwrought, not alloyed	65,728
3. Low value export transactions and confidential commodities	10,011
4. Powders and flakes, nickel	8,742
5. Durum wheat	3,619
6. Methanol	3,439
7. Air or gas compressors, hoods	3,409
8. Linseed	1,797
9. Parts of hydraulic and pneumatic and other power engines and motors	1,760
10. Parts of machine and mechanical appliance having individual functions	1,255
Alberta's Total Exports to the Netherlands - 1997	186,089

Source: Statistics Canada

ALBERTA EXPORTS TO PORTUGAL

Top 10 Albertan Exports to Portugal: 1988

	<i>(CDN \$000)</i>
1. Wheat	2,286
2. Barley	1,492
3. Lucerne (alfalfa) meal and pellets	521
4. Broad beans and horse beans	48
5. Low value export transactions and confidential commodities	27
6. Millet	12
7. Kidney beans and white pea beans	9
8. Trunks, suitcases, and similar containers	4
9. Medicaments	3
10. Orthopedic and other appliances	2
Alberta's Total Exports to Portugal – 1988	4,408

Top Albertan Exports to Portugal: 1997

	<i>(CDN \$000)</i>
1. Artificial parts of body	526
2. Gas or smoke analysis apparatus	117
3. Bovine hides, fresh or wet-salted	109
4. Film and sheet, non-cellular	82
5. Door, windows and frames of aluminum	54
Alberta's Total Exports to Portugal - 1997	1,094

Source: Statistics Canada

ALBERTA EXPORTS TO SPAIN

Top 10 Albertan Exports to Spain: 1988

	<i>(CDN \$000)</i>
1. Carbon	708
2. Low value export transactions and confidential commodities	410
3. Machines and mechanical appliances having individual functions	274
4. Artificial parts of the body	191
5. Magnesia	167
6. Orthopedic and other appliances	144
7. Canary seed	69
8. Lubricating oil additives	62
9. Sunflower seeds	24
10. Composite diagnostic or laboratory reagents	18
Alberta's Total Exports to Spain – 1988	2,158

Top 10 Albertan Exports to Spain: 1997

	<i>(CDN \$000)</i>
1. Peas, dried or shelled	11,192
2. Wheat	7,595
3. Semi-chemical wood pulp	3,503
4. Nickel	3,500
5. Carbon	3,491
6. Artificial parts of body	3,043
7. Bituminous Coal	1,342
8. Boring or sinking machinery, not self-propelled	1040
9. Low value export transactions and confidential commodities	949
10. Polyethylene	827
Alberta's Total Exports to Spain - 1997	40,549

Source: Statistics Canada

ALBERTA EXPORTS TO SWEDEN

Top 10 Albertan Exports to Sweden: 1988

	<i>(CDN \$000)</i>
1. Artificial parts of the body	364
2. Fibreboard	189
3. Horse, ass, mule or hinny meat	170
4. Repairs	165
5. Mushrooms	120
6. Digital auto data processing machinery	103
7. Lubricating oil additives	96
8. Seeds, fescue, for sowing	92
9. Low value export transactions and confidential commodities	86
10. Medicaments	65
Alberta's Total Exports to Sweden – 1988	2,161

Top 10 Albertan Exports to Sweden: 1997

	<i>(CDN \$000)</i>
1. Polyethylene	3,735
2. Nickel, unwrought, not alloyed	2,324
3. Artificial parts of body	1,210
4. Bituminous Coal	598
5. Aircraft parts	493
6. Telephonic or telegraphic switching apparatus	382
7. Printed matter	209
8. Parts of electrical apparatus for line telephone or line telegraphy	155
9. Parts and accessories of automatic data processing machines	87
10. Bee-keeping machinery	84
Alberta's Total Exports to Sweden - 1997	9,882

Source: Statistics Canada

ALBERTA EXPORTS TO THE UNITED KINGDOM

Top 10 Albertan Exports to the United Kingdom: 1988

	<i>(CDN \$000)</i>
1. Wheat	27,043
2. Parts suitable for use solely with electronic apparatus	6,200
3. Bituminous coal	4,487
4. Low value export transactions and confidential commodities	3,229
5. Cobalt, waste, scrap, and powders	2,457
6. Fibreboard	1,458
7. Articles, iron or steel	1,091
8. Carbon	823
9. Seeds, fescue, for sowing	768
10. Lumber, coniferous (softwood)	728

Alberta's Total Exports to the United Kingdom – 1988 62,718

Top 10 Albertan Exports to United Kingdom: 1997

	<i>(CDN \$000)</i>
1. Bituminous coal	27,639
2. Wheat	20,467
3. Parts of electrical apparatus for line telephony	10,615
4. Nickel unwrought, not alloyed	9,289
5. Chemical wood pulp (non-coniferous)	7,987
6. Semi-chemical wood pulp	6,846
7. Low value export transactions	6,289
8. Telephone switching apparatus	6,083
9. Polyethylene	5,657
10. Contractors equipment to be returned to Canada after completion of project	4,883

Alberta's Total Exports to United Kingdom - 1997 167,369

Source: Statistics Canada

ALBERTA EXPORTS TO EFTA

Top 10 Albertan Exports to EFTA: 1988

	<i>(CDN \$000)</i>
1. Aircraft	9,664
2. Wheat	5,479
3. Horse, ass, mule or hinny meat	4,950
4. Artificial filament tow	697
5. Vitamins and their derivatives	461
6. Parts of machines and mechanical appliances having individual functions	379
7. Durum wheat	378
8. Machines for sealing containers	375
9. Filtering and purifying machinery and apparatus for gases	360
10. Parts for filtering or purifying machinery and apparatus for gases	250
Alberta's Total Exports to EFTA - 1988	26,439

Top 10 Albertan Exports to EFTA: 1997

	<i>(CDN \$000)</i>
1. Nickel, unwrought – not alloyed	21,700
2. Horse, ass, mule meat – fresh, chilled or frozen	9,359
3. Sulphides of metal	3,546
4. <i>Wheat</i>	2,904
5. Styrene	1,857
6. <i>Artificial parts of body</i>	1,792
7. Durum Wheat	1,444
8. Articles of steel and iron	1,173
9. Low value export transactions	974
10. Powders and flakes of nickel	941
Alberta's Total Exports to EFTA 1997	51,492

Source: Statistics Canada

* EFTA- Iceland, Lichenstein, Norway, and Switzerland.

ALBERTA EXPORTS TO ICELAND

Top 4 Albertan Exports to Iceland: 1988

	<i>(CDN \$000)</i>
1. Input or output units, whether or not presented with the rest of a system	105
2. Parts of boring or sinking machinery	11
3. Transmission apparatus for radio-teleph radio-broadcasting or television	2
4. Telephonic apparatus	0.256
Alberta's Total Exports to Iceland - 1988	120

Top Albertan Export to Iceland: 1997

	<i>(CDN \$000)</i>
1. Radio navigational aid apparatus	47
Alberta's Total Exports to Iceland 1997	47

Source: Statistics Canada

ALBERTA EXPORTS TO NORWAY

Top 10 Albertan Exports to Norway: 1988

	<i>(CDN \$000)</i>
1. Aircraft	9,664
2. Wheat	5,053
3. Durum wheat	4,950
4. Footwears with uppers of leather or composition leather	378
5. Seeds of forage plants, for sowing	226
6. Furnace burners for liquid fuel	149
7. Telephonic or telegraphic switching apparatus	126
8. Parts of taps, cocks, valves, or similar appliances	93
9. Sweet corn	52
10. Seeds, flower, for sowing	43

Alberta's Total Exports to Norway - 1988 **16,337**

Top 10 Albertan Exports to Norway: 1997

	<i>(CDN \$000)</i>
1. Sulphides of metal	3,546
2. Wheat	2,469
3. Durum wheat	1,443
4. Articles, iron or steel	1,173
5. Contractors equipment to be returned to Canada after completion of contract	591
6. Parts of hydraulic or pneumatic and other power engines and motors	540
7. Low value export transactions	527
8. Artificial parts of body	522
9. Polyethylene	472
10. Lifting, handling, loading or unloading machinery	455

Alberta's Total Exports to Norway 1997 **13,698**

Source: Statistics Canada

ALBERTA EXPORTS TO SWITZERLAND

Top 10 Albertan Exports to Switzerland: 1988

	<i>(CDN \$000)</i>
1. Horse, ass, mule or hinny meat	4,950
2. Artificial filament tow	697
3. Vitamins and their derivatives	461
4. Wheat	425
5. Machines for sealing containers	375
6. Parts of machines and mechanical appliances having individual functions	370
7. Filtering and purifying machinery and apparatus for gases	360
8. Parts for filtering or purifying machinery and apparatus for gases	250
9. Parts of electric motors, generators, generating sets, and rotary converters	190
10. Low value export transactions and confidential commodities	148
Alberta's Total Exports to Switzerland - 1988	9,981

Top 10 Albertan Exports to Switzerland: 1997

	<i>(CDN \$000)</i>
1. Nickel, unwrought – not alloyed	21,700
2. Horse, ass, mule meat – fresh, chilled or frozen	9,359
3. Styrene	1,857
4. Artificial parts of body	1,270
5. Powders and flakes of nickel	941
6. Low value export transactions	446
7. Wheat	434
8. Measuring or checking instruments	327
9. Cobalt, unwrought	296
10. Carbon	185
Alberta's Total Exports to Switzerland 1997	37,747

Source: Statistics Canada

ALBERTA EXPORTS TO CENTRAL/EASTERN EUROPE

Top 10 Albertan Exports to Central/Eastern Europe: 1988

	<i>(CDN \$000)</i>
1. Wheat	190,754
2. Durum wheat	32,079
3. Boards, and panels, including numerical control panels	11,212
4. Barley	10,678
5. Automatic data processing machines and units thereof	5,128
6. Filtering or purifying machine and apparatus for gases	3,963
7. Low value export transactions and confidential commodities	3,935
8. Machines and mechanical appliances having individual functions	3,691
9. Contractors equipment to be returned upon completion of contract	2,913
10. Fire fighting vehicles	2,701
Alberta's Total Exports to Central/Eastern Europe - 1988	284,971

Top 10 Albertan Exports to Central/Eastern Europe: 1997

	<i>(CDN \$000)</i>
1. Parts of machines & mechanical appliances	8,664
2. Structure and parts of structures	4,494
3. Refrigerating or freezing equipment	3,443
4. Wheat	3,178
5. Parts of lifting, handling, loading and unloading machinery	3,006
6. Diesel powered trucks	2,600
7. Parts of boring or sinking machinery, whether or not self-propelled	2,322
8. Prefabricated housing	2,217
9. Durum wheat	1,965
10. Parts of cranes, work-trucks, shovels, and other construction machinery	1,901
Alberta's Total Exports to Central/Eastern Europe - 1997	63,370

Source: Statistics Canada

* Central/Eastern European Countries and former Soviet States - Bulgaria, Czechoslovakia (later Czech Republic and Slovakia), East Germany (merged with Germany), Hungary, Poland, Romania, and USSR (for 1997 - Russia and Ukraine).

ALBERTA EXPORTS TO BULGARIA

Top Albertan Export to Bulgaria: 1988

	<i>(CDN \$000)</i>
1. Paintings, drawings, and pastels executed by hand	7,390
Alberta's Total Exports to Bulgaria – 1988	7,390

Top Albertan Export to Bulgaria: 1996

	<i>(CDN \$000)</i>
1. Self-adhesive plates, sheets, film etc, of plastic in rolls <20 cm wide	245
Alberta's Total Exports to Bulgaria – 1996	245

*No Alberta exports to Bulgaria were recorded in 1997.

Source: Statistics Canada

ALBERTA EXPORTS TO CZECHOSLOVAKIA

Top 5 Albertan Exports to Czechoslovakia: 1988

	<i>(CDN \$000)</i>
1. Cattle embryos	73
2. Electronic sound or visual signaling apparatus Durum wheat	6
3. Instruments and appliances used in medical or veterinary sciences Boards, and panels, including numerical control panels	2
4. No available description	0.94
5. Cans, iron or steel	0.73
Alberta's Total Exports to Czechoslovakia – 1988	82

Top 10 Albertan Exports to Czech Republic: 1997

	<i>(CDN \$000)</i>
1. Dog or cat food put up for retail sale	223
2. Prefabricated buildings	201
3. Harvesting machinery	145
4. Sacks and bags of polymers of ethylene	128
5. Hydraulic power engines & motors	122
6. Iron or steel	109
7. Pneumatic elevators and conveyors	108
8. Animal products, unfit for human consumption	100
9. Motor vehicle parts	42
10. Surface active preparations, washing and cleaning preparations	83
Alberta's Total Exports to Czech Republic - 1997	1,587

Top 10 Albertan Exports to Slovakia: 1997

	<i>(CDN \$000)</i>
1. Refrigerating or freezing equipment	3,367
2. Parts of boring or sinking machinery, whether or not self-propelled	89
3. Articles of vulcanized rubber, other than hard rubber	84
4. Vapour generating boilers	55
5. Machines & mechanical appliances	44
6. Builder's joinery and carpentry of wood	43
Alberta's Total Exports to Slovakia - 1997	3,685

Source: Statistics Canada

ALBERTA EXPORTS TO EAST GERMANY AND GERMANY

Top 10 Albertan Exports to East Germany: 1988

	<i>(CDN \$000)</i>
1. Barley	10,140
2. Wheat	2,136
3. Durum wheat	1,011
4. Coll & Coll pce of zoo, bot, mineral, hist, etc.	180
5. Cobalt, unwrought, matte, and other intermediate products, waste, scrap, and powders	131
6. Contractors equipment to be ret'd to Can or re-exp after completion of contract	39
7. Swine livers, edible offal, frozen	35
8. Parts of electrical apparatus for line telephone or line telegraph	34
9. Thyristors, diacs and triacs, other photosensitive devices	32
10. Low value export transactions and confidential commodities	17
Alberta's Total Exports to East Germany – 1988	13,783

Top 10 Albertan Exports to Germany: 1997

	<i>(CDN \$000)</i>
1. Chemical wool pulp, non-coniferous	42,586
2. Chemical wool pulp, coniferous	24,375
3. Nickel unwrought, not alloyed	20,326
4. Semi-chemical wood pulp	15,675
5. Styrene	11,297
6. Artificial parts of body	9,007
7. Carbon	8,623
8. Magnesia	8,077
9. Hetercycl compounds	3,127
10. Honey	2,703
Alberta's Total Exports to Germany - 1997	173,396

Source: *Statistics Canada*

ALBERTA EXPORTS TO HUNGARY

Top 10 Albertan Exports to Hungary: 1988

	<i>(CDN \$000)</i>
1. Parts of machines and mechanical appliances having individual functions	202
2. Tools for drilling	71
3. Microscopes	59
4. Orthopedic and other appliances	47
5. Parts of boring or sinking machinery	41
6. Knives and blades for leather, paper, tobacco machines, and other industries	27
7. Instruments and apparatus for measuring or checking pressure	24
8. Semen bovine	21
9. Parts and accessories for instruments for checking electrical quantities	11
10. Screwdriver bits, lapping tools, and other interchangeable tools	10
Alberta's Total Exports to Hungary - 1988	576

Top 10 Albertan Exports to Hungary: 1997

	<i>(CDN \$000)</i>
1. Butter	769
2. Parts of machines & mechanical appliances	516
3. Swine cuts, frozen	196
4. Horse, ass, mule, or hinny meat, fresh, chilled or frozen	172
5. Artificial parts of the body	118
6. Bovine edible offal, frozen	96
7. Swine edible offal, frozen	87
8. Drilling, threading, or tapping tools	84
9. Gas or smoke analysis equipment	66
10. Parts of taps, cocks, valves or similar appliance	56
Alberta's Total Exports to Hungary - 1997	2,376

Source: Statistics Canada

ALBERTA EXPORTS TO POLAND

Top 6 Albertan Exports to Poland: 1988

	<i>(CDN \$000)</i>
1. Low value export transactions and confidential commodities	3,917
2. Seeds, clover, for sowing	145
3. Undenatured ethyl alcohol	24
4. Artificial parts of the body	13
5. Optical instruments and appliances	3
6. Books, brochures, leaflets, and similar printed material	3
Alberta's Total Exports to Poland – 1988	4,107

Top 10 Albertan Exports to Poland: 1997

	<i>(CDN \$000)</i>
1. Durum wheat	1,965
2. Artificial Parts of the Body	1,145
3. Parts of machines & mechanical appliance	1,101
4. Guts, bladders and stomachs of animals	944
5. Parts and accessories for use with surveying equipment	714
6. Filtering or purifying machinery and apparatus for gases	692
7. Bovine edible offal, frozen	416
8. Carbon	203
9. Surveying, hydrographic, oceanographic, meteorological or geophysical instrument	134
10. Fittings, pipe or tube, iron or steel	109
Alberta's Total Exports to Poland - 1997	8,225

Source: Statistics Canada

ALBERTA EXPORTS TO ROMANIA

Top Albertan Export to Romania: 1988

	<i>(CDN\$000)</i>
1. Parts of nuclear reactors	40,580
Alberta's Total Exports to Romania - 1988	40,580

Top 10 Albertan Exports to Romania: 1997

	<i>(CDN \$000)</i>
1. Kidney beans and white pea beans dried shelled, whether or not skinned or split	23
2. Parts of machines & mechanical appliances	20
3. Rock drilling or earth boring tools	16
4. Automatic data processing machines	13
5. Worn clothing and other worn articles	10
Alberta's Total Exports to Romania - 1997	85

Source: Statistics Canada

ALBERTA EXPORTS TO THE USSR AND RUSSIA

Top 10 Albertan Exports to the USSR: 1988

	<i>(CDN \$000)</i>
1. Wheat	188,617
2. Durum wheat	31,068
3. Boards, and panels, including numerical control panels	11,212
4. Automatic data processing machines and units thereof	5,128
5. Filtering or purifying machine and apparatus for gases	3,963
6. Machines and mechanical appliances having individual functions	3,691
7. Contractors equipment to be returned upon completion of contract	2,873
8. Fire fighting vehicles	2,701
9. Chemical products	2,091
10. Boring or sinking machinery	1,614
Alberta's Total Exports to the USSR - 1988	266,373

Top 10 Albertan Exports to Russia: 1997

	<i>(CDN \$000)</i>
1. Parts of machines & mechanical appliances	7,025
2. Structures and parts of structures	4,413
3. Wheat	3,178
4. Parts of lifting, handling, loading and unloading machinery	2,831
5. Diesel powered trucks	2,600
6. Parts of boring or sinking machinery, whether or not self-propelled	2,129
7. Prefabricated buildings	2,015
8. Parts of cranes, work-trucks, shovels, and other construction machinery	1,759
9. Line telephony electrical apparatus	1,487
10. Measuring or checking instruments, appliances and machines	1,284
Alberta's Total Exports to Russia - 1997	46,371

Source: Statistics Canada

ALBERTA EXPORTS TO THE USSR AND THE UKRAINE

Top 10 Albertan Exports to the USSR: 1988

	<i>(CDN \$000)</i>
1. Wheat	188,617
2. Durum wheat	31,068
3. Boards, and panels, including numerical control panels	11,212
4. Automatic data processing machines and units thereof	5,128
5. Filtering or purifying machine and apparatus for gases	3,963
6. Machines and mechanical appliances having individual functions	3,691
7. Contractors equipment to be returned upon completion of contract	2,873
8. Fire fighting vehicles	2,701
9. Chemical products	2,091
10. Boring or sinking machinery	1,614
Alberta's Total Exports to the USSR - 1988	266,373

Top 10 Albertan Exports to Ukraine: 1997

	<i>(CDN \$000)</i>
1. Machines & mechanical appliances	251
2. Line telephony electrical apparatus	127
3. Artificial Parts of the Body	108
4. Parts of electrical apparatus for line telephony or line telegraphy	79
5. Parts of boring, sinking machinery, whether or not self-propelled	78
6. Parts of lifting, handling, loading and unloading machinery	70
7. Transmission apparatus	66
8. Builder's joinery and carpentry of wood	48
9. Valves, safety or relief	42
10. Parts of cranes, work-trucks, shovels, and other constructions machinery	41
Alberta's Total Exports to Ukraine - 1997	1,038

Source: Statistics Canada